



Sage Intacct Quarterly Release

R3 2023 Preview



Today's Presenters



Michael Sudberry

Sr. Systems Implementation Specialist

Michael Sudberry specializes in helping companies implement and optimize financial management solutions for their unique business needs. In addition to a background in accounting, Michael holds multiple Sage Intacct Certifications and has worked extensively with clients in the restaurant, professional services, and nonprofit industries.



David Colburn

Technical Project Manager

David has 15+ years in corporate accounting experience in public and private companies. He has always gravitated towards a big mess to clean up or a difficult project to spearhead. He loves to optimize financial teams with both technology and process efficiency.



Sage Intacct Release

- ◆ Quarterly update release schedule – everyone is always on the same version
 - integrations don't break with new releases!
- ◆ New releases may require new permissions or configurations
- ◆ Interim releases and updates
- ◆ Release 3: August 18, 2023





Selected R3 Features

- ◆ Vendor approval
- ◆ Match tolerance for Purchasing
- ◆ AR payment ID
- ◆ Expanding Beta for Lists
- ◆ Cash Management bank transaction assistant
—Early Adopter

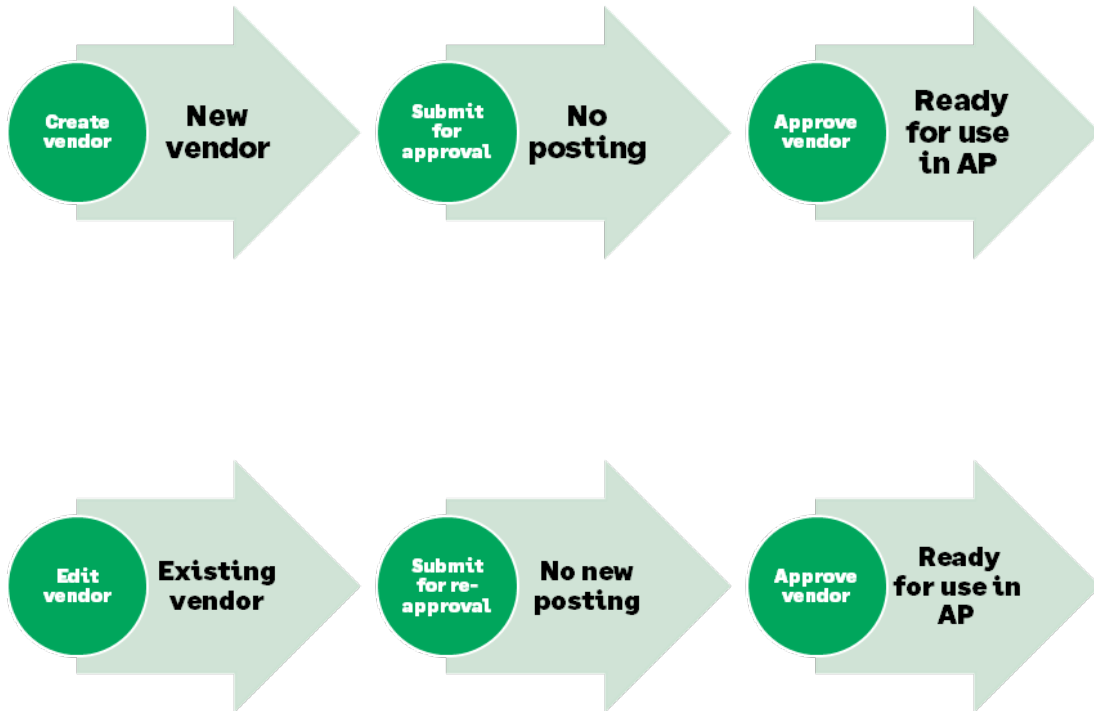
Selected R3 Features (continued)

- ◆ Contracts revenue recognition on invoice line
- ◆ Project budget insight on project summary
- ◆ Introducing partial ownership through tiered consolidation—Early Adopter
- ◆ Restrict GL transactions to the entity level
- ◆ Enhancements to Sage Intacct Real Estate



AP Vendor Approval

Gain greater control & visibility into newly created vendors

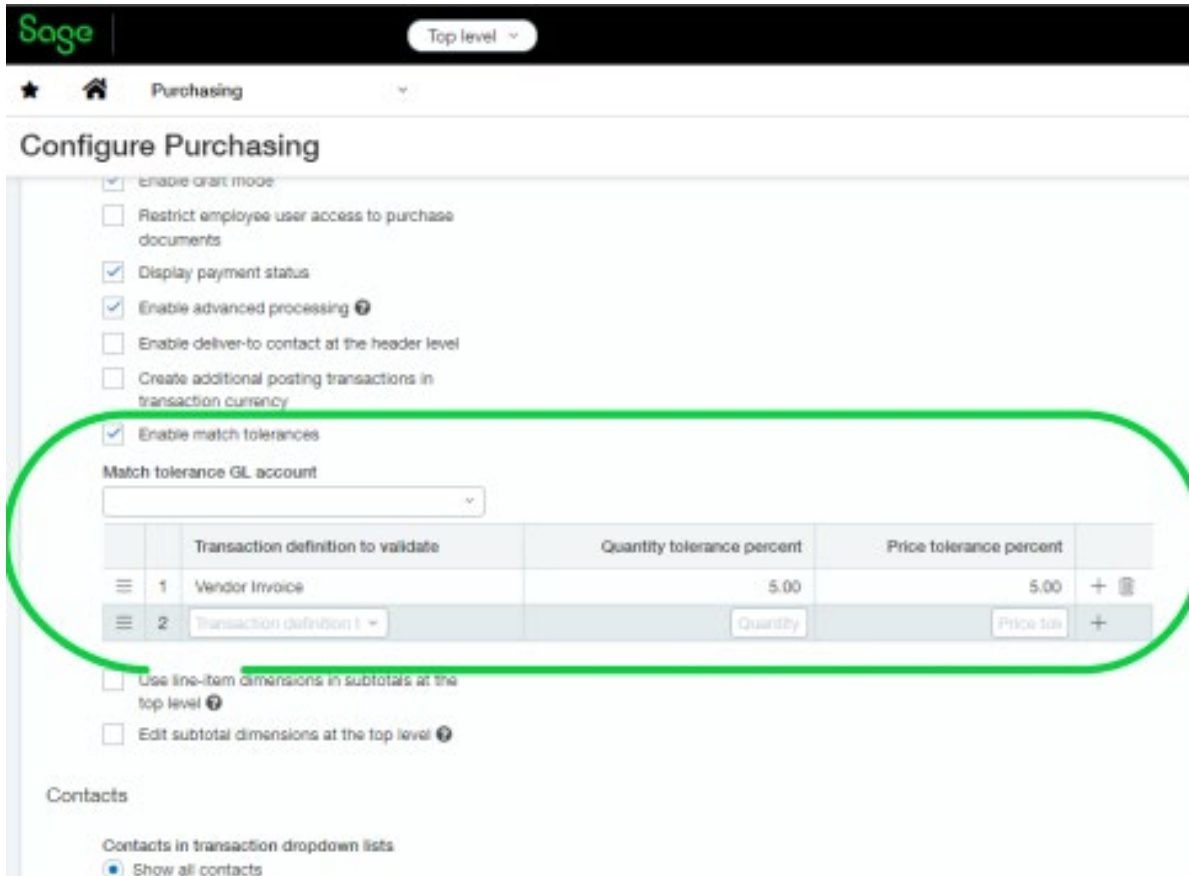


- ◆ Add a level of security to the creation of new vendors.
- ◆ When a new vendor is created, the vendor record must be reviewed by a separate approver and approved.
- ◆ Once vendors are approved new payables transactions can be created and posted.



Match Tolerances for Purchasing

Prevent unauthorized purchase reimbursement



The screenshot shows the Sage Purchasing configuration interface. The 'Configure Purchasing' section is active, and the 'Enable match tolerances' checkbox is checked and highlighted with a green oval. Below this, there is a 'Match tolerance GL account' dropdown menu. A table is displayed with two rows of configuration:

	Transaction definition to validate	Quantity tolerance percent	Price tolerance percent	
1	Vendor Invoice	5.00	5.00	+ [icon]
2	Transaction definition 1	Quantity	Price tol	+

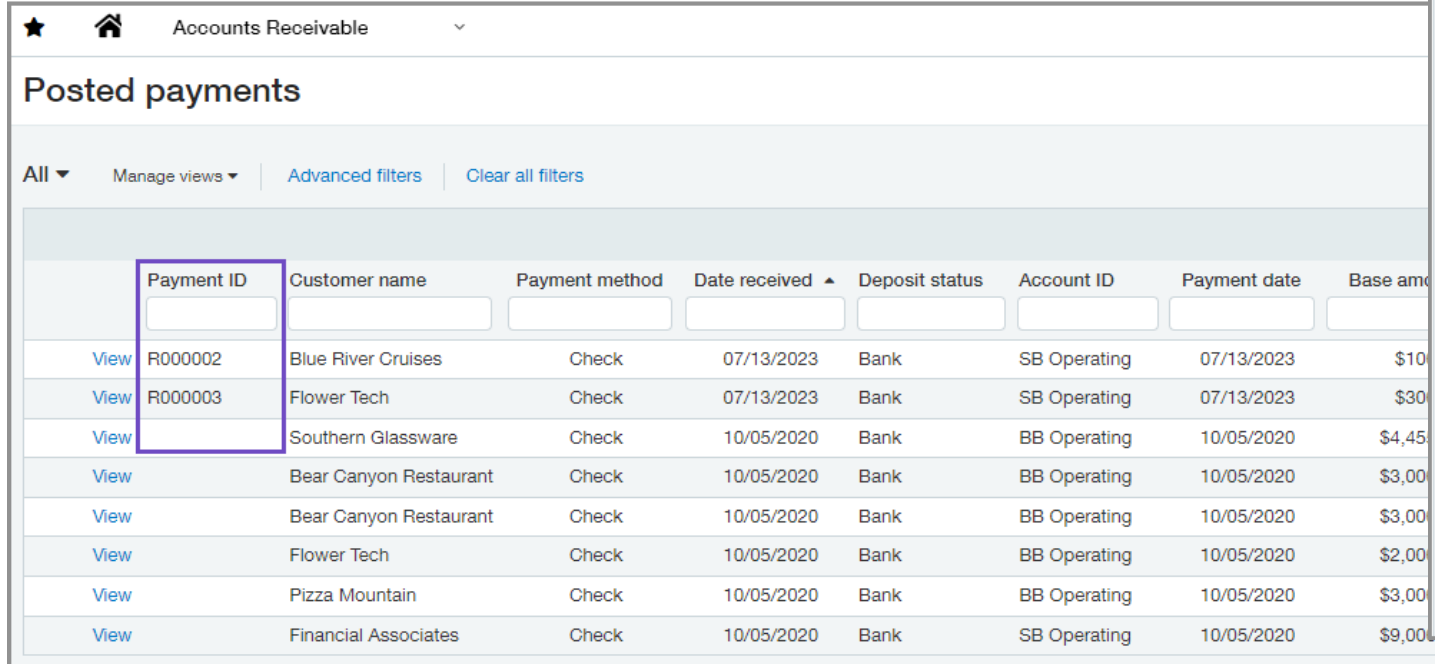
Below the table, there are two unchecked checkboxes: 'Use line-item dimensions in subtotals at the top level' and 'Edit subtotal dimensions at the top level'. At the bottom, under the 'Contacts' section, there is a radio button selected for 'Show all contacts'.

- ◆ Take control of outgoing payments and make sure that your organization pays the proper amount for what you ordered.
- ◆ Automatically compare the quantities and unit prices that appear on Purchasing transactions
- ◆ Determine the percent tolerance for:
 - ◆ Quantity
 - ◆ Unit price

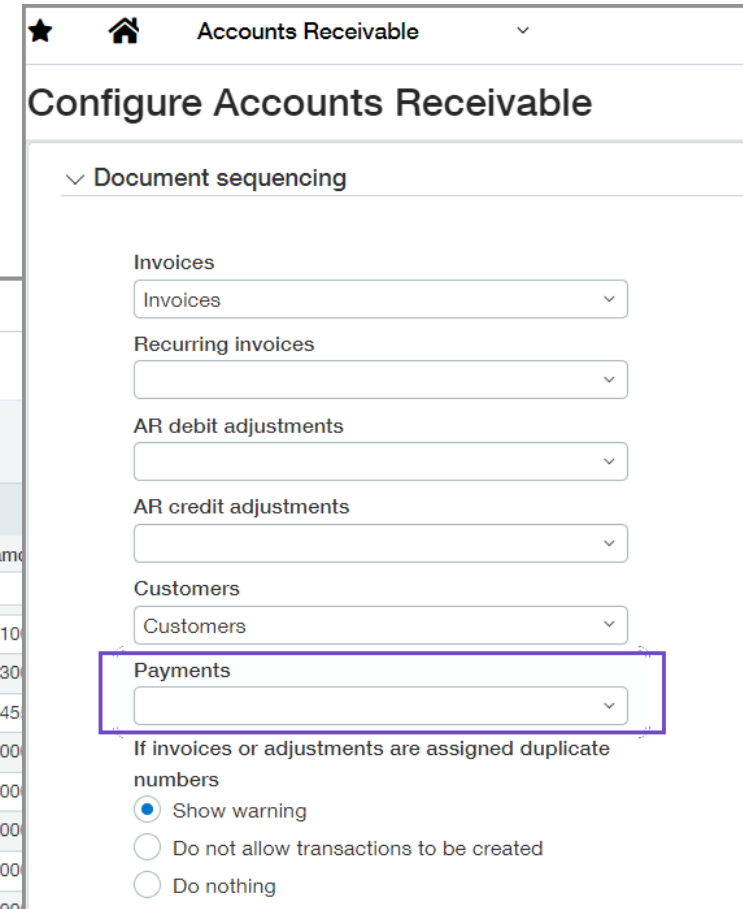


AR Payment ID Number Sequencing

- ◆ **Track payments more easily** with document sequencing for Accounts Receivable payments.
- ◆ This allows you to refer to specific posted payments and **filter and report** on those payments.



	Payment ID	Customer name	Payment method	Date received ▲	Deposit status	Account ID	Payment date	Base amount
View	R000002	Blue River Cruises	Check	07/13/2023	Bank	SB Operating	07/13/2023	\$10
View	R000003	Flower Tech	Check	07/13/2023	Bank	SB Operating	07/13/2023	\$30
View		Southern Glassware	Check	10/05/2020	Bank	BB Operating	10/05/2020	\$4,45
View		Bear Canyon Restaurant	Check	10/05/2020	Bank	BB Operating	10/05/2020	\$3,00
View		Bear Canyon Restaurant	Check	10/05/2020	Bank	BB Operating	10/05/2020	\$3,00
View		Flower Tech	Check	10/05/2020	Bank	BB Operating	10/05/2020	\$2,00
View		Pizza Mountain	Check	10/05/2020	Bank	BB Operating	10/05/2020	\$3,00
View		Financial Associates	Check	10/05/2020	Bank	SB Operating	10/05/2020	\$9,00



★ [Home](#) Accounts Receivable

Configure Accounts Receivable

Document sequencing

Invoices
Invoices

Recurring invoices

AR debit adjustments

AR credit adjustments

Customers
Customers

Payments

If invoices or adjustments are assigned duplicate numbers

Show warning

Do not allow transactions to be created

Do nothing



Expanding the Beta for New Lists Enhancements

Gain increased personalization, efficiency, and usability

- ◆ Users can easily navigate the list of records while viewing the details of a record side -by-side in a split view mode.
- ◆ On these lists users will be able to personalize their views in the following ways:
 - ◆ Add, move, and resize columns
 - ◆ Freeze columns on the screen to preserve the view when scrolling
 - ◆ Sort columns by the data that means the most to you
 - ◆ Save your customized views for future use

New lists:

Attachments
Attachment folders
Departments
Locations
Tax details
Tax schedules
Tax schedule map



Cash Management Bank Transaction Assistant

Early Adopter (ask us to help you get on list)

Bank transactions

1 Cash in Manage views Advanced filters Clear all filters

Assign to customer **2** Receive payments Ignore Stop ignoring

Select	Transaction ID	Posting date	Bank name	Customer ID	Customer name	Description
<input type="checkbox"/>	View 199					
<input type="checkbox"/>	View 197					
<input type="checkbox"/>	View 195					
<input type="checkbox"/>	View 189					
<input type="checkbox"/>	View 201					
<input type="checkbox"/>	View 201					
<input type="checkbox"/>	View 199					
<input type="checkbox"/>	View 197					
<input type="checkbox"/>	View 195					
<input type="checkbox"/>	View 193					
<input type="checkbox"/>	View 191					
<input type="checkbox"/>	View 189					
<input type="checkbox"/>	View 187					
<input type="checkbox"/>	View 193					

Receive payment from bank transactions

7 Post Cancel More actions

3 Payment application method: Oldest invoice first

4 Create advances for transactions with no invoice

5 Preview payment application

6

Bank txn ID	Posting date	Customer	Description	Amount	Apply to	Pending txn
189	06/22/2023	C0002--Blue River Cruises	C115 C115	10,561.49	INV0022	Payment

06/21/2023 Sterling Bank (P)1 C0001 Bear Canyon Restaurant



Recognize Sales Revenue On Contract Line Invoice

What if you do not always need to defer revenue and simply want to record revenue when you bill a contract line?

In this release, Contracts includes a streamlined workflow that eliminates the requirement to defer revenue for a contract line. And if you have some contract lines that do need deferred revenue, no problem—you can mix and match revenue workflows in the same contract.

		Unbilled	Billed	Paid	Total
1	Sales revenue	80.00	10.00	30.00	120.00
		Unbilled	Billed	Paid	Total
1	Receivables	80.00	10.00	30.00	



Project Summary Includes Budget Information

Focus on successful project delivery with deep project or grant insight.

- ◆ **Performance measurement:** A benchmark to **measure a project or grant's efficiency**, productivity and progress.
- ◆ **Stakeholder engagement:** Provide **effective communication** among project/grant team members.
- ◆ **Proactive risk management:** **Identify areas that may need contingency plans** or additional resources.
- ◆ **Decision making:** Enables **informed decisions** about project/grant budget remaining.

Financial summary

Financial summary GL budget: ProjectSummaryTop

Account group for budget: Labor_BudgetGL

	Entity ID	Entity name	Deferred Revenue Liabilities	All Payables	Project Labor	Labor_BudgetGL	Employee Expenses	LaborAccountAndGroup	Gross profit	Retained Earnings	Budget	Budget difference
1	1	United States of America	0.00	5,044.40	400.00	400.00	0.00	-400.00	0.00	0.00	779.88	379.88
2	2	India	0.00	100.00	0.00	0.00	0.00	0.00	0.00	0.00	1,056.00	1,056.00
3	3	United Kingdom	0.00	0.00	0.00	0.00	0.00	0.00	0.00	0.00	396.00	396.00
4	7	Canada	0.00	100.00	0.00	0.00	0.00	0.00	0.00	0.00	--	--
5	--	Not specified	0.00	0.00	0.00	0.00	0.00	0.00	0.00	0.00	1,200.00	1,200.00
Total			0.00	5,244.40	400.00	400.00	0.00	-400.00	0.00	0.00	3,431.88	3,031.88



Project Summary Includes Budget Information

- ◆ Toggle between multiple budgets and/or account groups
- ◆ Drill down to see underlying budget report

Financial summary

Financial summary GL budget

ProjectSummaryTop

Account group for budget

Labor_BudgetGL

Project and Grant ID
999

Financial summary

Financial summary GL budget

Mid-Year Recast

Entity ID	Entity name	Det
1	100	General
2	201	Colson Initiative
3	202	Eastlake
4	203	Shoreline
5	300	Founding Corpus
6	301	Rojas Endowment
7	401	Health Initiative 1 Grant
8	402	Travis County Contract
9	404	Rural Health Network
10	500	Health Imaging Partners
Total		

Budget report

Budget	Account	Month Ended January 2020	Month Ended February 2020	Month Ended March 2020	Month Ended April 2020	Month Ended May 2020	Month Ended June 2020	Month Ended July 2020	Month Ended August 2020	Month Ended September 2020	Month Ended October 2020
Mid-Year Recast	4110	75,432.63	71,907.86	69,192.85	68,540.84	74,709.51	72,714.97	82,471.48	85,795.07	109,950.98	125,943.86
	4120	4,315.91	4,114.24	3,958.90	3,921.59	4,274.54	4,160.42	4,718.65	4,908.81	6,290.90	7,205.94
	4120	2,091.41	1,993.67	1,918.41	1,900.34	2,071.36	2,016.05	2,286.55	2,378.70	3,048.43	3,491.85
	4120	3,043.29	2,901.09	2,791.55	2,785.24	3,014.13	2,933.64	3,327.28	3,461.35	4,435.93	5,081.15
	4120	3,994.58	3,807.93	3,664.16	3,629.63	3,956.30	3,850.68	4,367.36	4,543.36	5,822.55	6,669.48
	4180	4,057.06	3,867.48	3,721.46	3,686.40	4,018.17	3,910.90	4,435.65	4,614.40	5,913.59	6,773.77
	4180	12,834.77	12,235.04	11,773.07	11,662.13	12,711.73	12,372.37	14,032.44	14,597.94	18,708.03	21,429.21
	4180	18,380.19	17,521.34	16,859.78	16,700.90	18,203.99	17,718.00	20,095.31	20,905.16	26,791.07	30,687.95
	4180	6,946.00	6,621.42	6,371.42	6,311.37	6,879.41	6,695.74	7,594.15	7,900.18	10,124.51	11,597.17
	4210	30,672.64	29,239.36	28,135.40	27,870.27	30,378.60	29,567.58	33,534.81	34,886.27	44,708.61	51,211.67
4210	44,969.18	42,867.89	41,249.33	40,860.63	44,538.09	43,349.03	49,165.39	51,146.75	65,547.29	75,081.45	



Introducing Partial Ownership Through Tiered Consolidation—Early Adopter

Benefits of partial ownership through tier consolidation

- ◆ Improve accuracy and efficiency in the consolidation process by accounting for varying ownership percentages of entities in your Sage Intacct company. Avoid time-wasting corrections and minimize complexity with automated consolidation, non-controlling interest, and eliminations.
- ◆ Ensure accurate and transparent financial reporting, giving stakeholders a big picture view of your business. With a more accurate view of the finances of your business, you can make better-informed decisions regarding investments, resource allocation, and strategic planning.
- ◆ Streamline workflows, saving time and reducing the risk of errors. Ownership history management enables admins to confirm the accuracy of ownership structures by reporting period.
- ◆ Manage complex ownership structures by period with reporting books generated for each reporting level and parent entity.
- ◆ Seamlessly work with Intacct reporting, whether standard reports or financial report writer.



Restrict GL Transactions to the Entity Level

- ◆ In multi-entity systems, we recommend working at the top level if possible. But if you need to work at the entity level, you can now restrict the creation of General Ledger transactions to the entity level.
- ◆ You can restrict transactions to either the top level or the entity level, not both.

Manage multiple entities

Entity settings

Multiple base currencies

Enable multiple base currencies Value approval currency: USD

This selection is permanent after entering transactions.

1099

Issue a separate 1099 per entity

Entity restrictions

Restrict access to top level only

Restrict General Ledger transactions to the entity level only

Restrict subledger transactions to the entity level only

Restrict access by location, location group, department, and department group

Customers Vendors

Checking accounts Savings accounts



Sage Intacct Real Estate

- ◆ More flexibility and control when managing your business
- ◆ Complete tasks quicker and with greater ease
- ◆ Greater visibility into your organization to help ensure that you're always up to date with your business.



Release Resources

- ◆ Located on your Sage Intacct Homepage!
 - ◆ [Full Release Notes](#)
 - ◆ [Access the Sage Intacct Community](#)
- ◆ 2023 Quarterly Release Calendar:

Release	Release Date
Release 1	February 17
Release 2	May 12
Release 3	August 18
Release 4	November 10





Thank you!

Questions?

[Contact Us](#)

Michael Sudberry, msudberry@sensiba.com

David Colburn, dcolburn@sensiba.com

