



**CONSULTING**  
BUSINESS ADVISORS AND TECHNOLOGY SOLUTIONS

**sage** Intacct

Product Tour:

**A complete financial management  
solution for Venture Capital Firms**

---

# Today's Presenters

---



**KEVIN SHIVES, CPA**

» Partner

Kevin has 25+ years of accounting experience in both professional services and corporate venues. In his current role as a Technology Partner, he is focused on helping clients optimize their people, processes and systems to better operate their businesses.



**EARL HUNT, CPA**

» Sr. Solutions Engineer

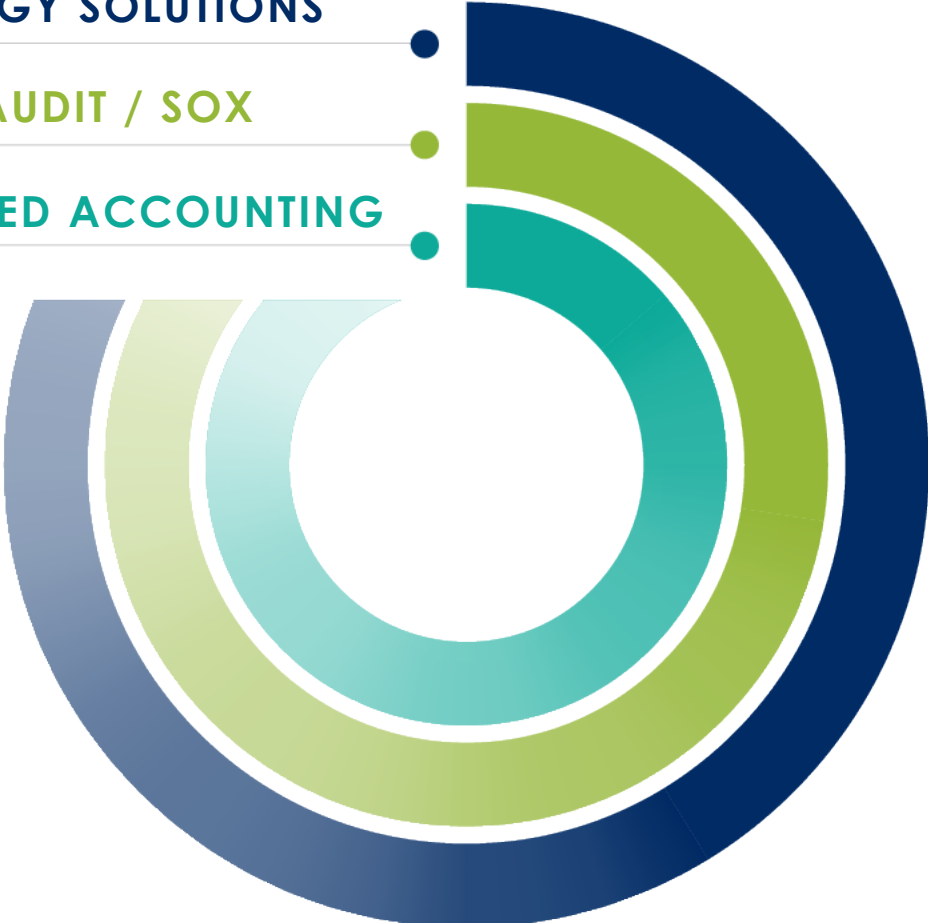
Earl brings over 25 years of accounting and financial systems experience. In his current role as a Sr. Solutions Engineer, he is focused on helping clients and prospects grow their businesses through the effective use of technology and targeted systems consulting.

# SSF Consulting Overview

## TECHNOLOGY SOLUTIONS

INTERNAL AUDIT / SOX

OUTSOURCED ACCOUNTING



## TECHNOLOGY SERVICES:

- » Assessments
- » Implementation
- » Upgrades
- » Integration
- » Support

## CERTIFIED PARTNER:

sage Intacct    WHEREFOUR™  
Avalara    BLACKLINE  
Bill.com™    limelight  
Expensify

# Agenda

---

- Introductions
- Sage Intacct Platform
- VC Accounting and Reporting Challenges
- Sage Intacct Quick Tour
- Q&A

# Benefits of Sage Intacct

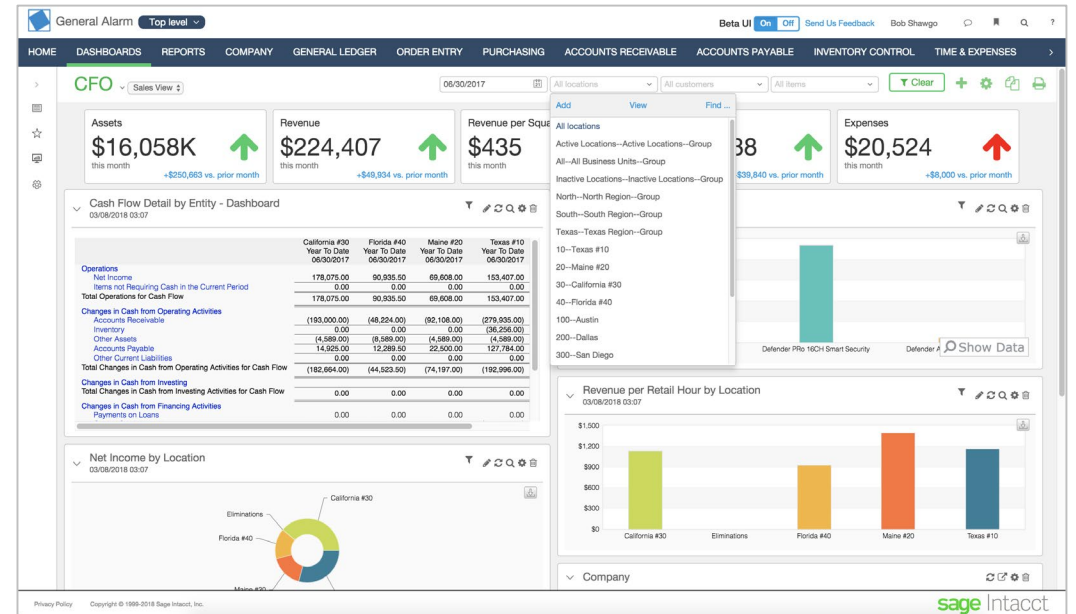
---

- Full cloud, no on premise server or IT management
- Quarterly Update release schedule – everyone is always on the same version – integrations don't break with new releases!
- 99.998% uptime, fast system response
- Open APIs for more integration opportunities – now and in the future
- Sage Intacct Marketplace partners (+200 plus partners)

# Only solution preferred by the AICPA



*The AICPA “wrote the book” on accounting*



*Of all the systems reviewed, only Sage Intacct is preferred*

# #1 in Customer Satisfaction for Years



Since 2015, compared to other cloud accounting peers, Sage Intacct had highest scores on:

- Satisfaction
- Product Direction
- Net Promoter Score

*Based on 2,000+ independent, verified reviews*



# Challenges in VC Accounting & Reporting

---

- Multiple instances of QBs, Xero or similar
  - Logging in and out
  - Not cloud, access from desktop only
  - Lack of visibility across entities
- Reporting limitations
  - Lack of detail in system to create necessary reports in required formats
  - Resulting in export and manual spreadsheet manipulation
- Manual spreadsheet allocation
  - Error prone, time-consuming



# Key Concepts

---

- Real Time Dashboards
- “Push Button” Financial and Management Reports
- All Entities Managed in Sage Intacct
- “Tagging” Transactions with Important Details for Reporting
- Allocations to Support Scenarios, Reporting and Schedules

# Dashboard Components

---

- KPI's and Metrics
  - Investment Return by Industry
  - Capital Contributions
  - Cash Balance
- Financial Reports
- Schedules
- Charts and Graphs
- Management Reports

# Push Button Reports

---

- Financial Reports – Any Format Needed
  - Statement of Net Assets
  - Statement of Operations
  - Statement of Cash Flows
- Schedules
  - Investment Schedule – for Financials
  - Investment Schedule – Internal with Return %
  - Partner's Capital – by Partner Type
- Partner Reports – Quarterly by Partner

# All Entities Managed in Intacct

---

- Management Entity
  - Management Fee Revenue
  - Operating Expenses
  - Partner Equity
- General Partnership – Partner Equity
- Funds
  - Partner Capital
  - Investments in PC's – Purchases, FMV Adj., Liquidations
  - Other Revenue and Expenses

# “Tagging” Transactions - Dimensions

---

- Investment Subledger
  - Investment Details – PC, Industry, Investment Vehicle, Shares
  - Transaction Type – Cost (Purchase), FMV Adj., Sale, Gain/Loss
- Capital Account Subledger
  - By Partner and Partner Type
  - Track Commitments, Deemed Contributions, Capital Contributions
  - Support for Partner’s Capital Schedule

# Allocations to Support Schedules

---

- Using Multiple Applied Allocation Percentages – Partner / Partner Type
  - Management Fees
  - Net Unrealized Gains on Investments
  - Remaining Net Investment Loss
  - Realized Gains
- Automated on Any Frequency Needed
- Support for Changes to Applied Allocation Percentages

# Key Concepts

---

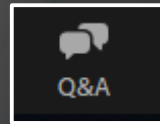
- Real Time Dashboards
- “Push Button” Financial and Management Reports
- All Entities Managed in Sage Intacct
- “Tagging” Transactions with Important Details for Reporting
- Allocations to Support Scenarios, Reporting and Schedules



# Product Tour



# Questions?



Please submit your questions via Q&A panel

# Thank You!

For questions or to request a personalized demo, contact us:

**Kevin Shives** | (408) 803-8025 | [kshives@ssfllp.com](mailto:kshives@ssfllp.com)

**Earl Hunt** | (925) 271-8700 x7805 | [ehunt@ssfllp.com](mailto:ehunt@ssfllp.com)

